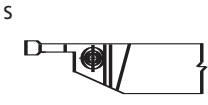
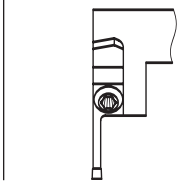

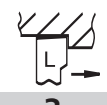
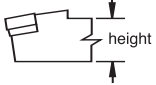
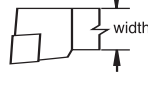




1. Kennametal Grooving Modular KGM		2. Tool Style  S  E		3. Hand of Tool  R  L		4. Shank Dimensions 16 (inch) 25 (metric)		5. Blade Size 50 25		6. Tool Units N = inch N M		7. Blade Size 50	
				4. Shank Height  shank height in millimeters		5. Shank Width  shank width in millimeters		6. Tool Length over insert in a support blade with a 12,5 mm D dimension M = 150 mm P = 170 mm					

Square Shanks: The number indicates the toolholder cross section in 1/16-inch increments.
Rectangular Shanks: The first digit indicates the number of eighth-inch increments of width and the second digit indicates the number of quarter-inch increments of height.



To place an order, contact your authorized Kennametal distributor or visit www.kennametal.com.

KENLOC INSERTS
 SCREW-ON INSERTS
 TOOLHOLDERS
 BORING BARS
 TOP NOTCH GROOVING
 TURNING PRODUCTS
 TOP NOTCH HOLDERS
 A4
 A2
 LT THREADING
 TOP NOTCH THREADING