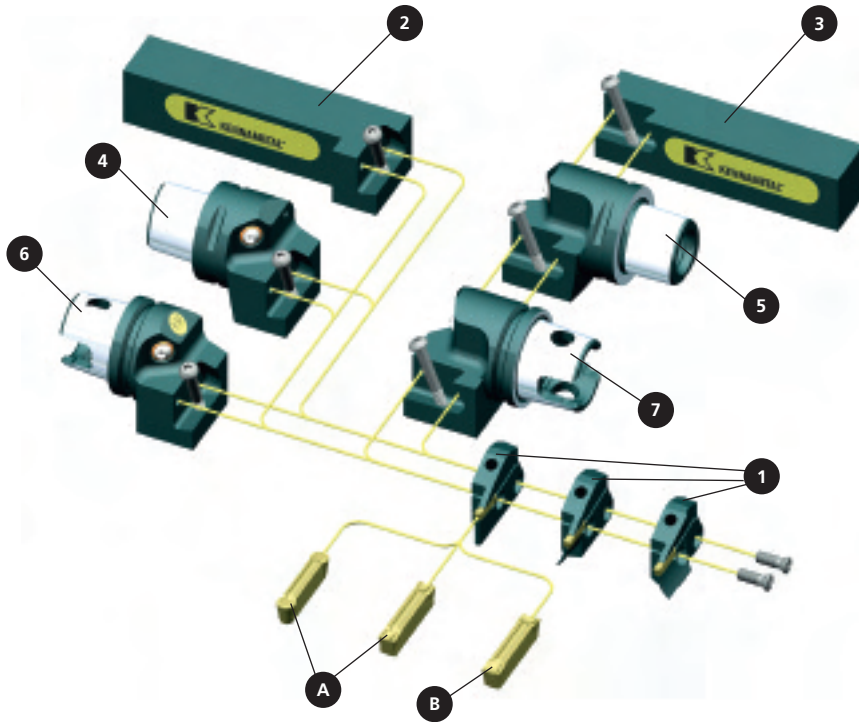


A4 Groove & Turn Toolholders



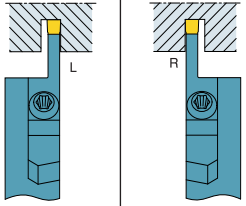
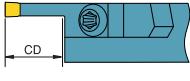
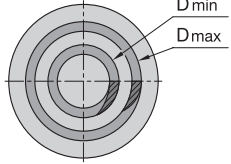
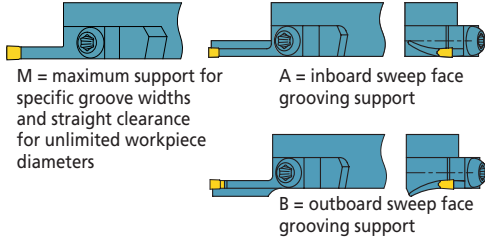
Legend

		page
A	A4 Groove & Turn Inserts	A72
B	A4 Cut-off Inserts	Lathe 4010*
1	OD and Face Grooving Blades	A80
2	KGME Toolholder	A82
3	KGMS Toolholder	A82
4	Capto KGME Cutting Unit	Lathe 4010*
5	Capto KGMS Cutting Unit	Lathe 4010*
6	KM KGME Cutting Unit	Lathe 4010*
7	KM KGMS Cutting Unit	Lathe 4010*

By customer demand, Kennametal Inc. and Sandvik® Coromant have entered into an agreement that allows both companies to manufacture, market, and sell KM and Coromant Capto products worldwide. Using the trademark Kennametal Capto, we make available a variety of leading and innovative Kennametal tooling designs utilizing the Coromant Capto coupling.

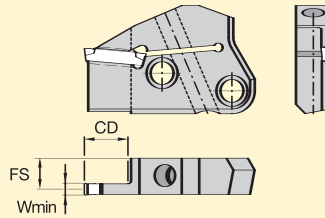
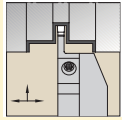
The manufacture and marketing of Kennametal Capto products and the use of the "Capto" trademark are in accordance with a license granted from Sandvik.

*Please refer to the Lathe 4010 catalog.

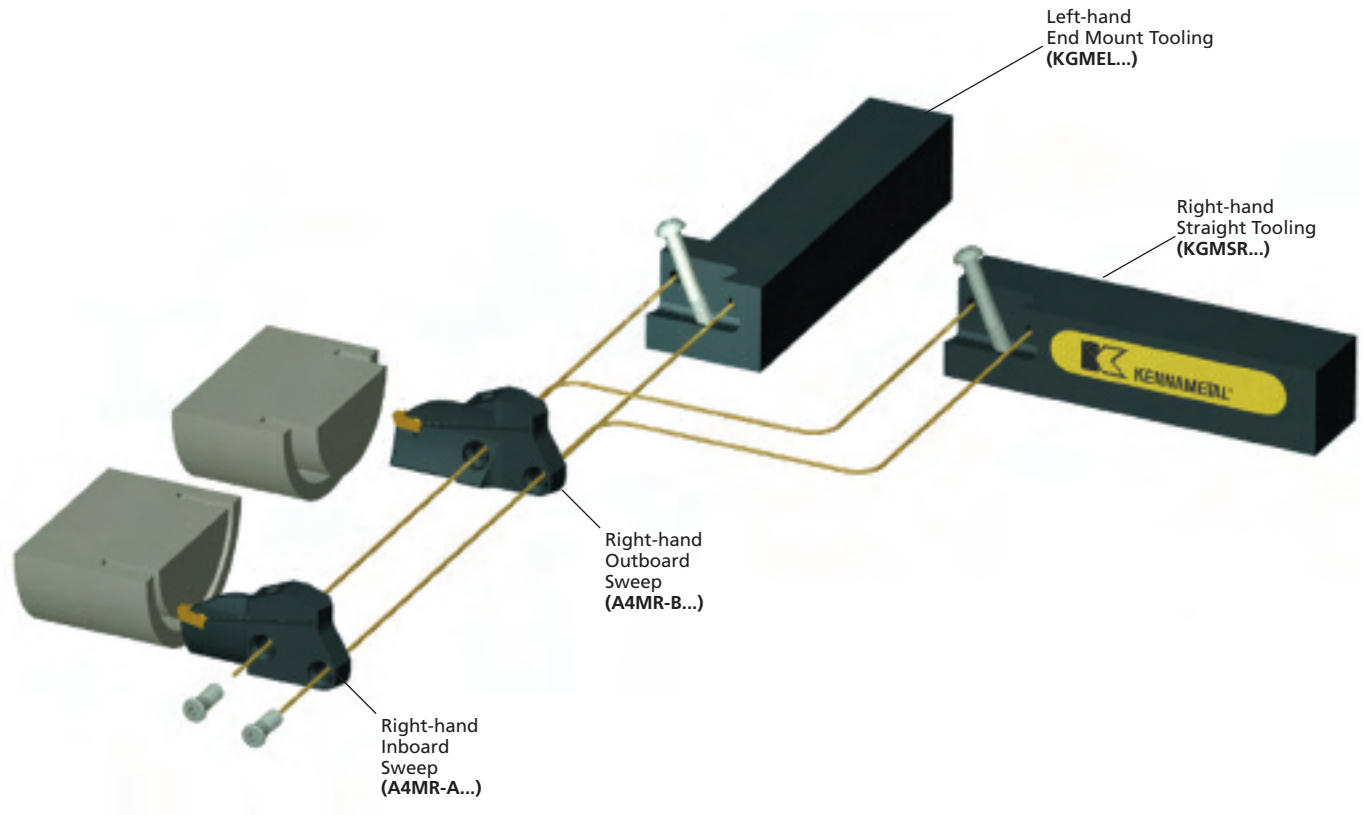
Modular blade assembly for A4 inserts				 <p>14 mm = .55 in. 19 mm = .75 in.</p>		 <p>diameters are min and max for outer face groove dia. 999 = unlimited D_{max}</p>									
1. A4 Tooling System		3. Hand of Tool		5. Maximum Groove Depth		7. Face Grooving Diameter D _{min} -D _{max} (mm)									
A4M		R		14		048-072									
50		04		B		6. Tool Style									
2. Modular System Size		4. Seat Size		 <p>M = maximum support for specific groove widths and straight clearance for unlimited workpiece diameters</p> <p>A = inboard sweep face grooving support</p> <p>B = outboard sweep face grooving support</p>											
		<table border="1"> <thead> <tr> <th>Pocket Seat Size</th> <th>Cutting Width (mm)</th> </tr> </thead> <tbody> <tr> <td>03</td> <td>3,0 – 3,05</td> </tr> <tr> <td>04</td> <td>4,0 – 4,05</td> </tr> <tr> <td>05</td> <td>5,0 – 5,05</td> </tr> </tbody> </table>		Pocket Seat Size	Cutting Width (mm)	03	3,0 – 3,05	04	4,0 – 4,05	05	5,0 – 5,05				
Pocket Seat Size	Cutting Width (mm)														
03	3,0 – 3,05														
04	4,0 – 4,05														
05	5,0 – 5,05														



A4M-M



Seat Size	CD	Catalog number		Wmin	FS	Blade Size
		Right hand/Left hand				
Inch						
3	.55	A4M50 R/L	0314M	.118	.413	50
4	.55	A4M50 R/L	0414M	.157	.394	50
5	.75	A4M50 R/L	0519M	.197	.374	50



Order example:
Right hand: **A4M50R0314M**



Left hand: **A4M50L0314M**



KENLOC INSERTS
SCREW-ON INSERTS
TOOLHOLDERS
BORING BARS
TOP NOTCH GROOVING
TURNING PRODUCTS
TOP NOTCH HOLDERS
A4
A2
LT THREADING
TOP NOTCH THREADING