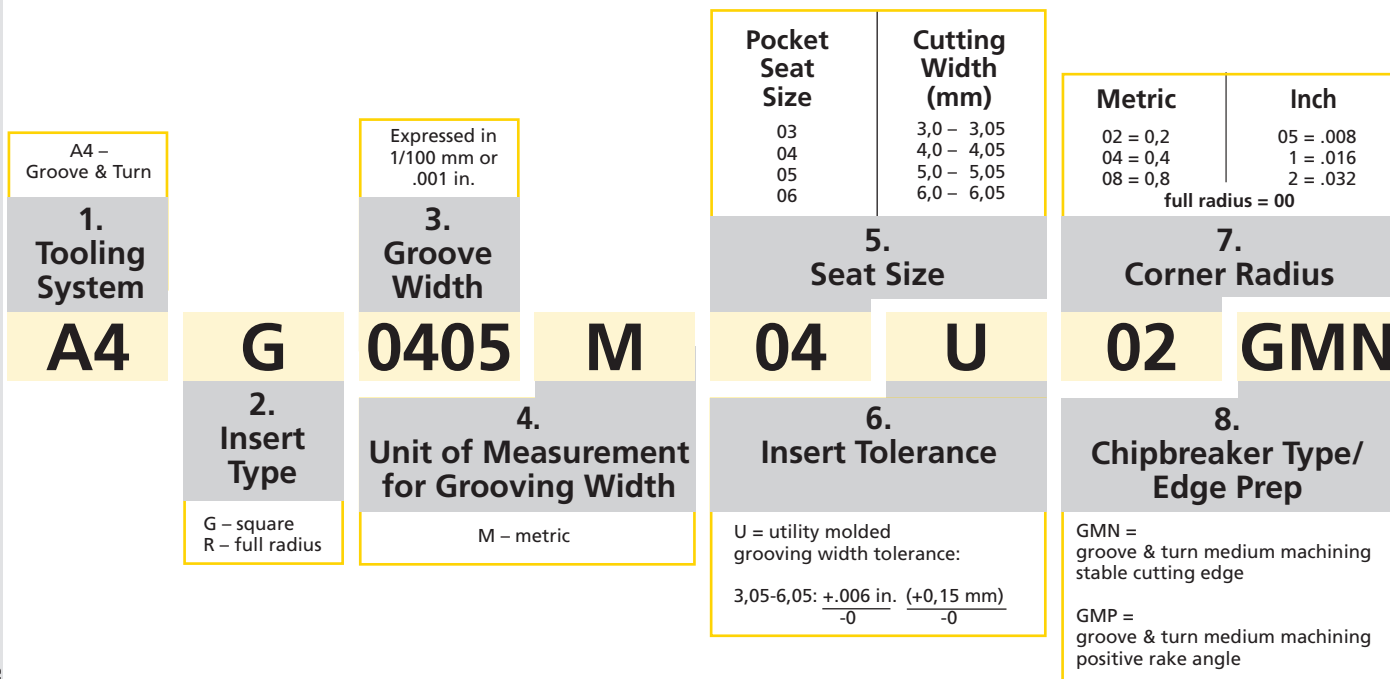





A4 Insert Identification System



Groove & Turn Inserts



Insert Overview Table

Insert Type & Chipbreaker Designation	Application Range	Metric Widths (mm)	Inch Widths (in.)	Steel	Stainless Steel	Cast Iron	High-Temp Alloys
molded: A4G-U-GMN 	Groove & Turn: <ul style="list-style-type: none"> stable cutting edge for higher feed rates utility molded 	3,05-10,05	-	●		●	
molded: A4G-U-GMP 	Groove & Turn: <ul style="list-style-type: none"> positive rake angle reduced cutting force small to medium feed rates utility molded 	3,05-10,05	-	○	●		●
molded: A4R-U-GMN 	Groove & Turn: <ul style="list-style-type: none"> stable cutting edge for higher feed rates utility molded 	3,05-10,05	-	●		●	○

● - primary application ○ - secondary application