

**1. Bar Type**

Example:

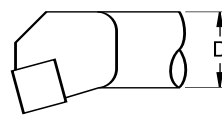
**A**

**Inch:**

A two-digit number that indicates the bar diameter in 1/16-inch increments.

**Metric:**

A two-digit number which indicates the bar diameter in mm. If the dimension for the diameter is represented by a one-digit number, a 0 (zero) will be used in front of it. Example: 8 mm = 08



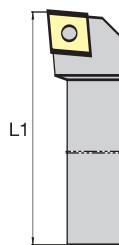
**2. Bar Diameter**  
**32**

**3. Bar Length\*\***

**Inch**

- 3 - F
- 3.5 - G
- 4 - H
- 4.5 - J
- 5 - K
- 5.5 - L
- 6 - M
- 6.5 - N
- 6.75 - P
- 7 - Q
- 8 - R
- 10 - S
- 12 - T
- 14 - U
- 16 - V
- 18 - W
- 20 - Y

\*\* Used only when more than one length is available or a special length is required.

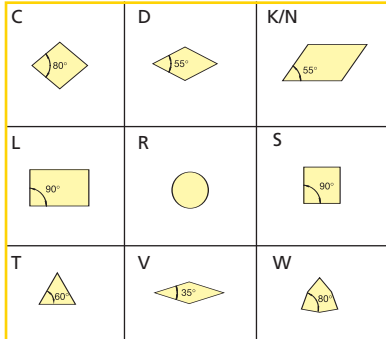


**Metric**

| L1             | ISO |
|----------------|-----|
| 32             | A   |
| 40             | B   |
| 50             | C   |
| 60             | D   |
| 70             | E   |
| 80             | F   |
| 90             | G   |
| 100            | H   |
| 110            | J   |
| 125            | K   |
| 140            | L   |
| 150            | M   |
| 160            | N   |
| 170            | P   |
| 180            | Q   |
| 200            | R   |
| 250            | S   |
| 300            | T   |
| 350            | U   |
| 400            | V   |
| 450            | W   |
| 500            | Y   |
| Special length | X   |

To place an order, contact your authorized Kennametal distributor or visit [www.kennametal.com](http://www.kennametal.com).

KENLOC INSERTS  
 SCREW-ON INSERTS  
 TOOLHOLDERS  
 BORING BARS  
 TOP NOTCH GROOVING  
 TURNING PRODUCTS  
 TOP NOTCH HOLDERS  
 A4  
 A2  
 LT THREADING  
 TOP NOTCH THREADING

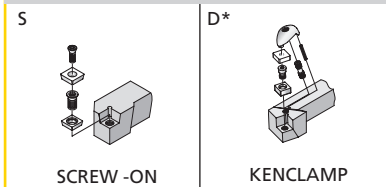


**5. Insert Shape**

**D**

**S**

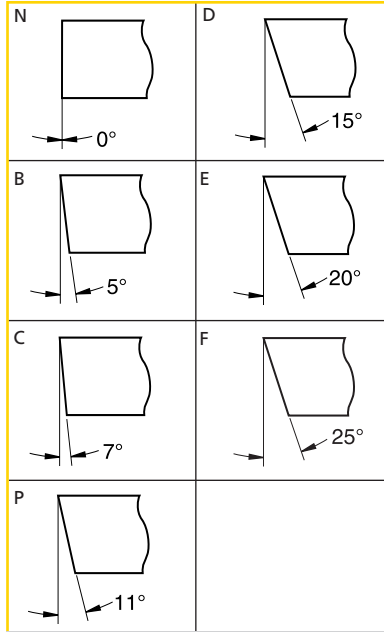
**4. Insert Holding Method**



SCREW -ON

KENCLAMP

\*Kennametal standard only

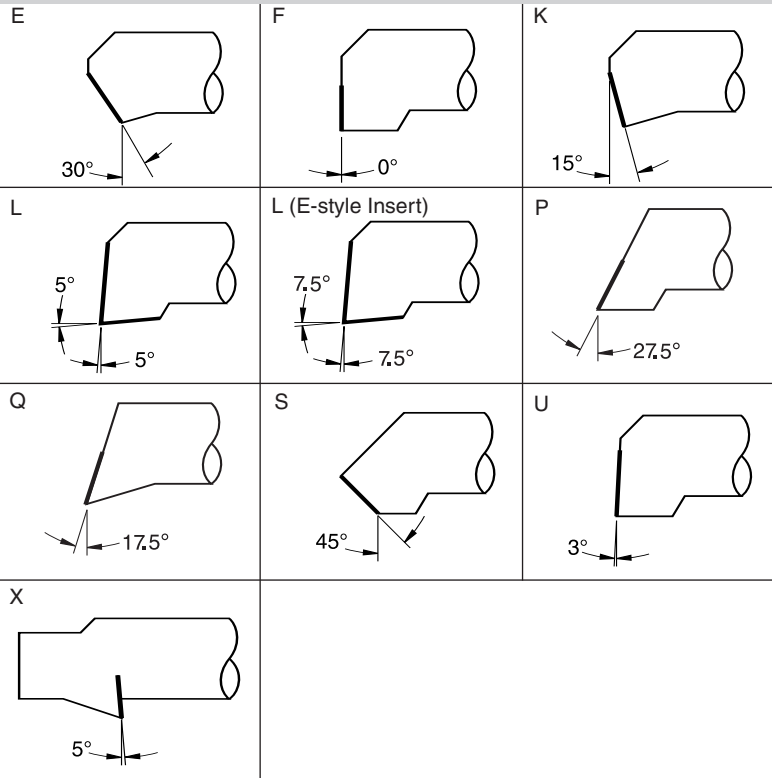


**7. Insert Clearance Angle**

**K**

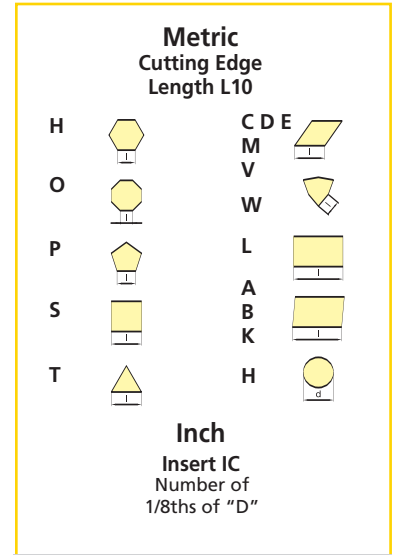
**N**

**6. Bar Style or Lead Angle**



**8. Hand of Tool**

**R**



**9. Insert Size**

**4**

**KC**

**10. Additional Information**

KC - KENCLAMP + insert thickness

Inch:  
3 - .188  
4 - .250

Metric:  
04 - 4,76 mm  
06 - 6,35 mm

KENLOC INSERTS  
SCREW-ON INSERTS  
TOOLHOLDERS  
BORING BARS  
TOP NOTCH GROOVING  
TURNING PRODUCTS  
TOP NOTCH HOLDERS  
A4  
A2  
LT THREADING  
TOP NOTCH THREADING