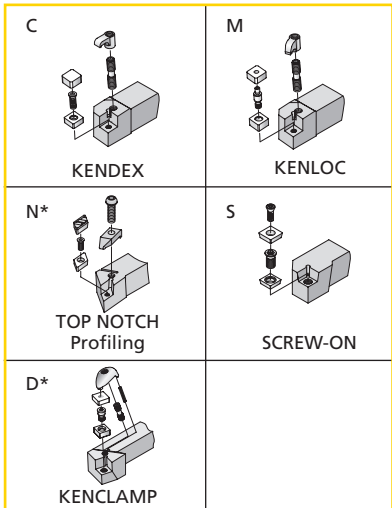




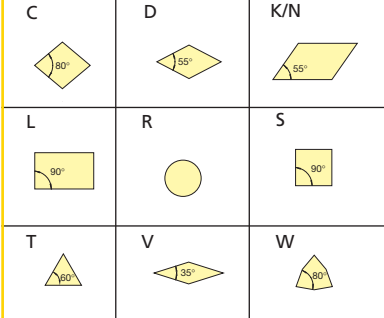
KENLOC
KENDEX
TURNING INSERTS
SCREW-ON
TOOLHOLDERS
BORING BARS
TURNING HOLDERS
BORING HEADS
CARTRIDGES



1. Insert Holding Method

Example:

M

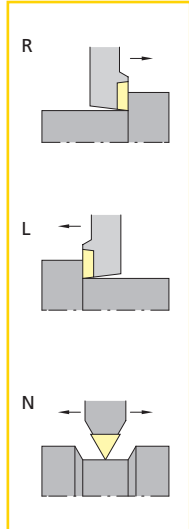


2. Insert Shape

C

L

N



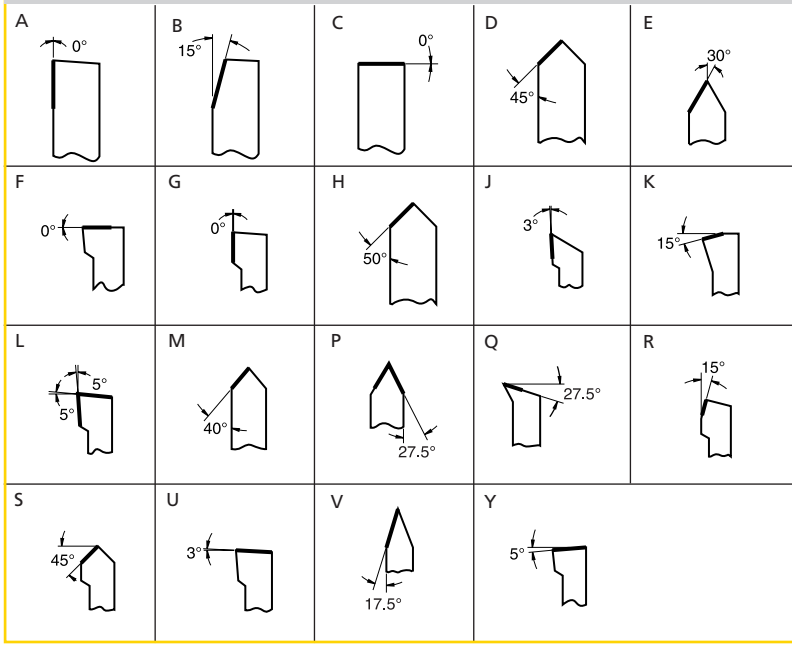
5. Hand of Tool

R

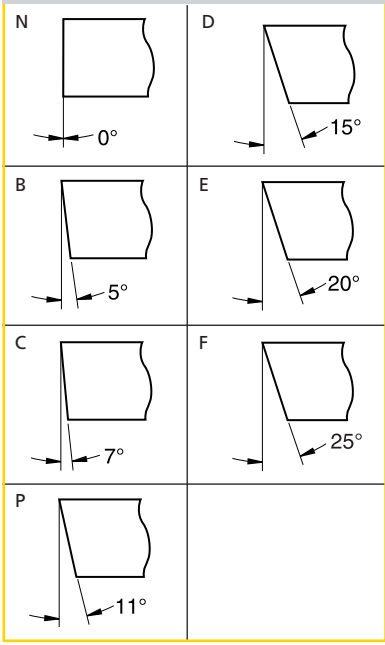
P polycrystalline insert
C deep pocket for ceramic insert
S single pocket locating wall
F straight shank, no offset

6. Additional Information



3. Tool Style or Lead Angle



4. Insert Clearance Angle





7./8. Shank Dimensions		9. Insert Size	10. Qualified Surface and Length		11. Additional Information	12. Insert Thickness (optional)
		4	D			
1	6					
<p>The seventh and eighth positions shall be a significant two-digit number that indicates the holder cross section. For shanks 5/8" square and over, the number will represent the number of sixteenths of width and height. For shanks under 5/8" square, the number of sixteenths of cross section will be preceded by a zero. For rectangular holders, the first digit represents the number of eighths of width "B" and the second digit the number of quarters of height "H", except for a toolholder 1 1/4" x 1 1/2" which is given the number 91.</p>		<div style="display: flex; justify-content: space-around;"> <div style="text-align: center;">  <p>H</p> </div> <div style="text-align: center;">  <p>B</p> </div> </div>		<p>Qualified Surface and Length</p> <p>A – qualified back and end, 4" long B – qualified back and end, 4.5" long C – qualified back and end, 5" long D – qualified back and end, 6" long E – qualified back and end, 7" long F – qualified back and end, 8" long G* – qualified back and end, 5.5" long H* – qualified back and end, 5.625" long I* – qualified back and end, 3" long J* – qualified back and end, 5.3" long K* – qualified back and end, 14" long L* – qualified back and end, 6.8" long M – qualified front and end, 4" long N – qualified front and end, 4.5" long P – qualified front and end, 5" long R – qualified front and end, 6" long S – qualified front and end, 7" long T – qualified front and end, 8" long U* – qualified front and end, 5.5" long V* – qualified back and end, 3.5" long W* – qualified front and end, 3.5" long Y* – qualified back and end, 3.75" long Z* – qualified back and end, 3.250" long</p> <p>*Kennametal standard only.</p>		<p>3 – .188" 4 – .250"</p>